

REX

A POWERFUL WARM CONDENSING DEHUMIDIFIER

REX is a powerful and energy efficient dehumidifier that delivers on a whole new level. Efficient operation at low indoor temperatures.

This is the industrial solution for effectively dehumidifying large volumes of air, for example, in storage rooms, treatment plants and larger buildings.

REX makes it possible to lower the temperature in spaces that are rarely used, which means an opportunity for energy savings, both for you and the environment.

REX can be controlled against various parameters such as relative humidity (RH). It can easily be connected to external BMS systems via modbus, which enables real-time monitoring and control through laptops and smartphones.



Installation is simple and easy!

All you need is electricity and drainage for the condense water. Rex stands on wheels and can easily be moved into a suitable installation. The cost of installation and service is kept to a minimum, as the unit is independent and mobile with standardized pipe dimensions for all connections if needed.

SERVICE AGREEMENT - a long-term commitment. By signing a service agreement, we ensure that your solution works optimally.

Our original spare parts are designed for the best performance for the machines.

This provides an extended warranty period of up to 5 years.

We offer both standard agreements and customized solutions!

The standard agreement covers

Services included:

- ✓ Regular review (according to the manual)
- ✓ Troubleshooting




Material included:

- ✓ Granulate
- ✓ Airfilter
- ✓ Spare parts

Service agreement for 12 months

- ✓ Extends automatically by 1 month termination before the next period

TECHNICAL SPECIFICATION

	 REX BASIC	 REX CLOUD	 REX INTEGRATE
Color	Black	Black, white	Black, white
Working range (°C)	0°C to +50°C	0°C to +50°C	0°C to +50°C
Working range (RH)	10% to 100%	10% to 100%	10% to 100%
Connection	400V 3-50Hz 16A	400V 3-50Hz 16A	400V 3-50Hz 16A
Average power	2250W	2250W	2250W
Peak power	4000W	4000W	4000W
Enclosure	IP63	IP63	IP63
Airflow	1000m ³ /h	1000m ³ /h	1000m ³ /h
Dimensions WxHxL	750x780x1900 mm	750x780x1900 mm	750x780x1900 mm
Weight	120kg	120kg	120kg
Noise	65 dB	65 dB	65 dB
Filter standard	G4	G4	G4
Adjustable airflow	No	Yes	Yes
Dew point steering	No	Yes	Yes
Modbus	No	No	Yes



REX installed in a treatment plant



REX installed in a waterwork